

RePurpose Household Items Into Fabulous Organizers



Be Organized and Look Great Doing It!


Can you find the 'Hidden Objects' in this photo? Hint: the theme is kitchen items

Get the tranquil and clutter-free space you deserve without spending a dime! While you are repacking/showing all of your once-a-year-holiday-dinnerware back into that useless cupboard above your refrigerator, take inventory. Will you actually use that coaster caddy, cutlery drawer organizer, silver ladle, or paper towel holder again? Then let us repurpose them into fun and fashionable organizers!


From Your Kitchen to Your Vanity:



Vintage coasters and caddy repurposed into a scarf display and jewelry catchers.



Turn that wooden cutlery organizer into a favorite jewelry display.



Keep all of your bracelets and bangles organized and visible with this repurposed paper towel dispenser.



This sink basin rack quickly becomes an affordable and functional jewelry display.


Unexpected Kitchen Organizers:



This antique silver ladle makes a glamorous ring holder mounted near the kitchen sink when tackling dishes.




The ornate wooden inlay from this broken coffee table makes a rustic kitchen spice rack.



Tie racks don't just organize ties, mount one inside a kitchen cupboard & know where your tablespoons are.



Repurpose a funky candelabra into an elegant crystal display.



Organizational Cocktail: Mix one wine rack with twelve old vases, tumblers, and souvenir glasses.

Fill with everything from the top drawer of your desk and enjoy.

Remember that the 'purpose' to repurposing is to divert usable materials away from landfills so support your local Habitat ReStore or thrift store and discover the fabulous organizer in you.